

Dynamic SMS

Create CSV File:

For Example:

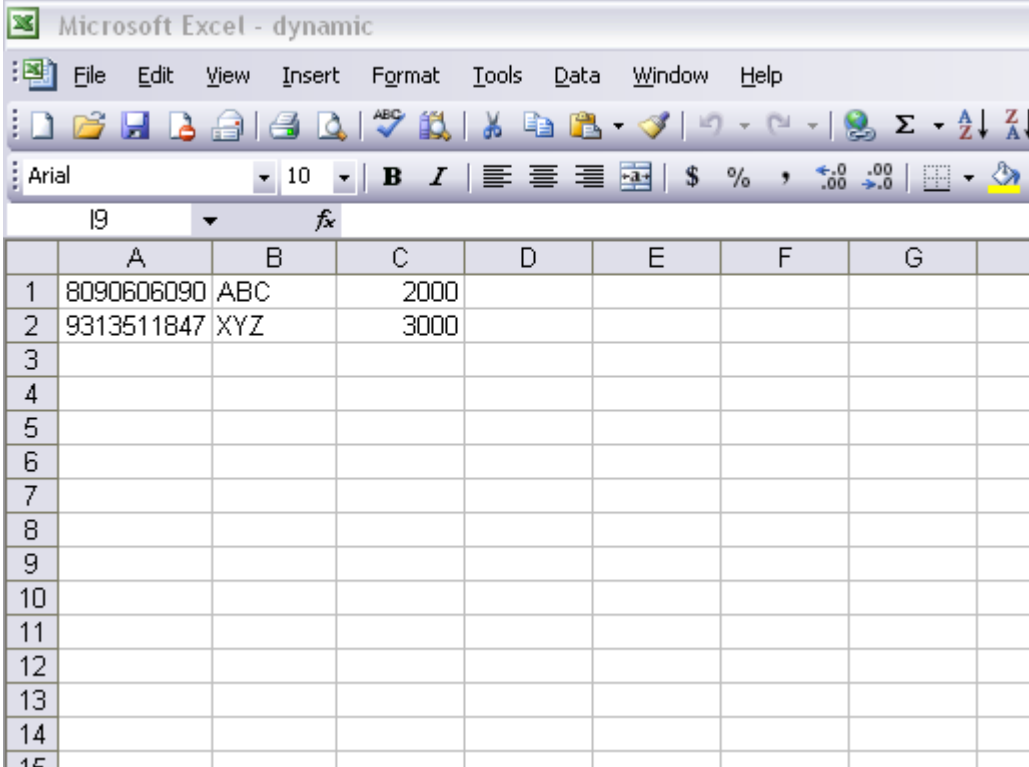
While Uploading a CSV having the following data,

9198xxxxxxx, CLIENT NAME, BILL AMOUNT

9199xxxxxxx, CLIENT NAME, BILL AMOUNT

- **Field 1 in CSV must always be Mobile Number.**

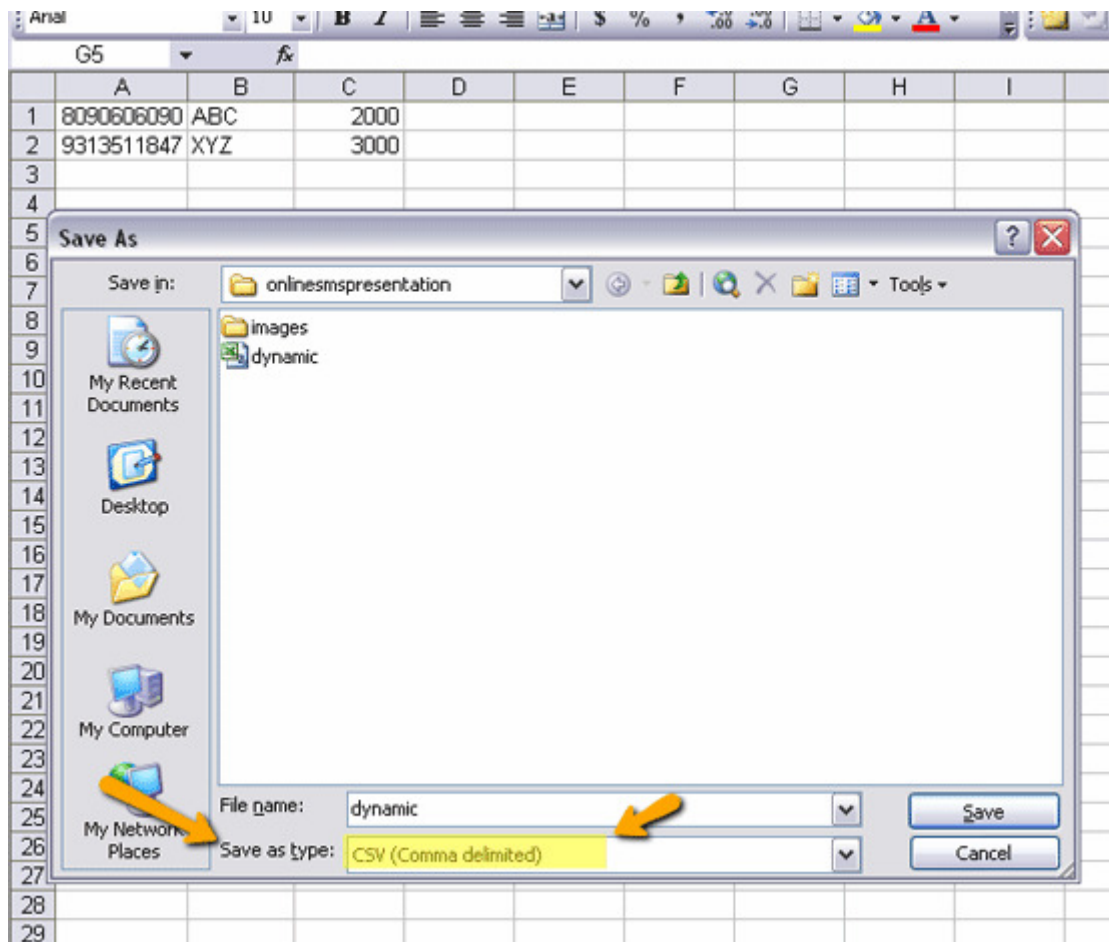
1. Create an Excel workbook with **Mobile Numbers** in first column, **Client Name** in Second column and **Bill amount** in the third column.



The screenshot shows a Microsoft Excel window titled "Microsoft Excel - dynamic". The menu bar includes File, Edit, View, Insert, Format, Tools, Data, Window, and Help. The toolbar contains various icons for file operations and editing. The font is set to Arial, size 10. The active cell is B19, containing the formula =f*. The worksheet grid shows the following data:

	A	B	C	D	E	F	G
1	8090606090	ABC	2000				
2	9313511847	XYZ	3000				
3							
4							
5							
6							
7							
8							
9							
10							
11							
12							
13							
14							
15							

2. Give the File name and select **CSV (Comma Delimited)** Extension in Save as Type Option.



Send Dynamic SMS:

1. First Login to your Account and chooses the Dynamic SMS Option.

Compose SMS

- Single SMS
- Bulk SMS
- **Dynamic SMS**
- CSV Import
- Verify CSV Import

> Contacts

> Group

> Sender ID

> Short Code

> Long Code

> SIM Hosting

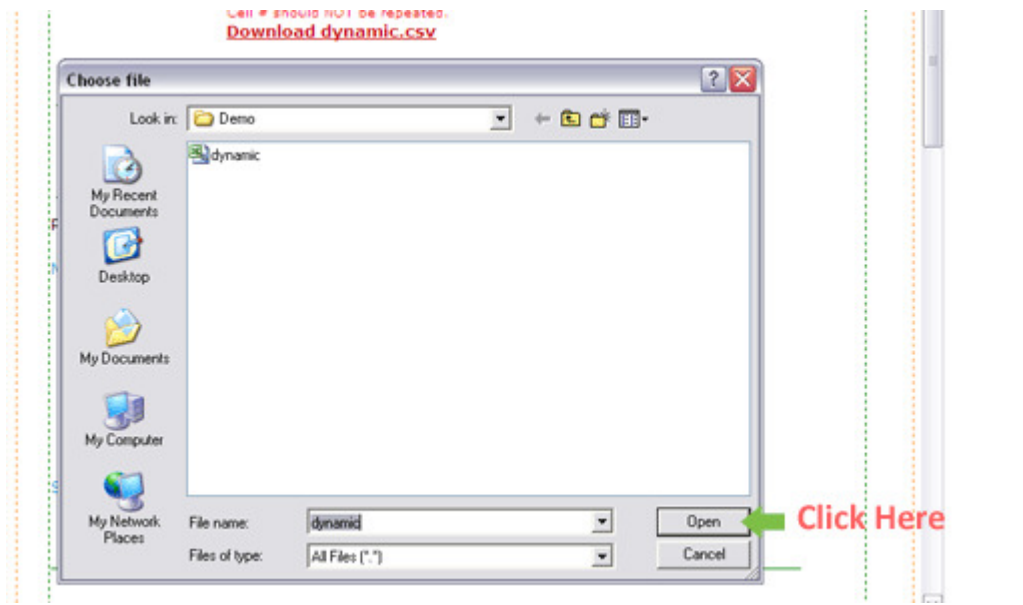
> SMS Templates

Add Credits

Pricing

SMS Package	Max. Clicks
1K	1,000
2.5K	2,500
5K	5,000
10K	10,000
20K	20,000
30K	30,000
50K	50,000
1L	100,000
2L	200,000
5L	500,000
10L	1,000,000
50L	5,000,000

2. Click on Browse... Button and select the CSV file which u want to import then click on open.



3. Type the required text in message box and click on **Preview and Send Message** button.

Choose template if you want to use it in your message

28	Jokes	<input type="radio"/>
134	Payment Reminder	<input checked="" type="radio"/>

Please Do NOT Use | , * , - , ~ , || in any of your Values in the CSV

Message

Hello %field2%, Your bill amount due is %field3%. Kindly pay, ignore if paid. Thanks.

Character Count: 0

SMS Count: 0

SenderId OSMS.in

Preview And Send Message

Select

Click Here

For example, the symbol "&" will display as one character when viewed on a mobile device, but actually requires the use of three characters to implement.

The character counter above takes these factors into account

Other symbols in this category include: @ # \$ % & [] ; : , ? + = /

4. Now u can view the messages.

Dynamic SMS
Uploaded [dynamic_messages_dynamic.csv](#)

Preview Notice SMS

Preview Message

Cell #s **8090606090,9313511847**

Message Hello ABC, Your bill amount due is 2000. Kindly pay, ignore if paid. Thanks.
Hello XYZ, Your bill amount due is 3000. Kindly pay, ignore if paid. Thanks.

SenderId **OSMS.in**

 ← Click Here to Send

[Drive against SPAM Messages by POLICE](#)

5. Now u can click on Send Now Button to send the SMS.

- Clicking on Send Now processes the uploaded file immediately.



www.OnlineSMS.in

Call: **8090606090**

Email: info@OnlineSMS.in
